




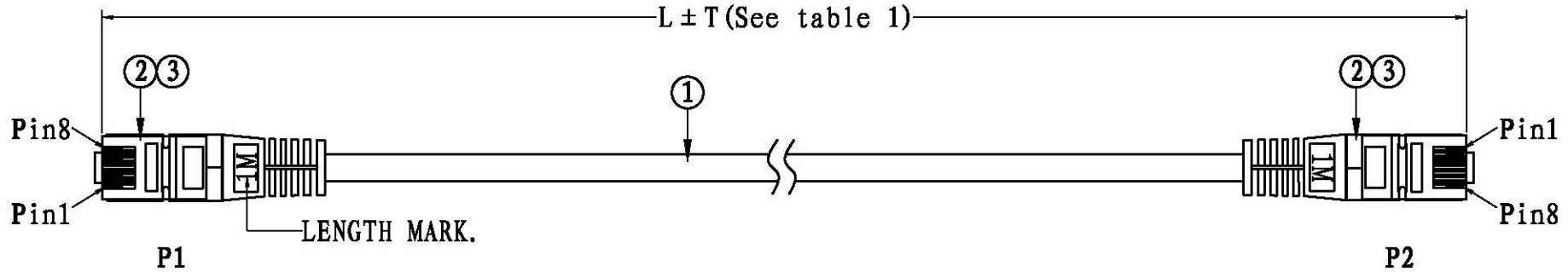
Datenblatt - Fiche technique - Data sheet



Cordon Cat.6 F/UTP AWG26

REACH Compliant

Rev No	Revision note	Date	Signature	Checked
A/0	Release to Product	2014. 07. 17	James	



RJ45 M SCHEMATIC DIAGRAM:

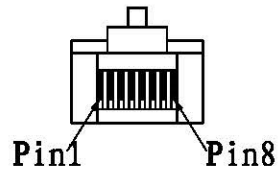
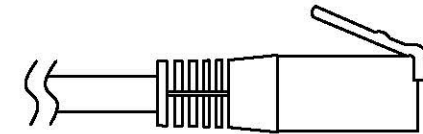
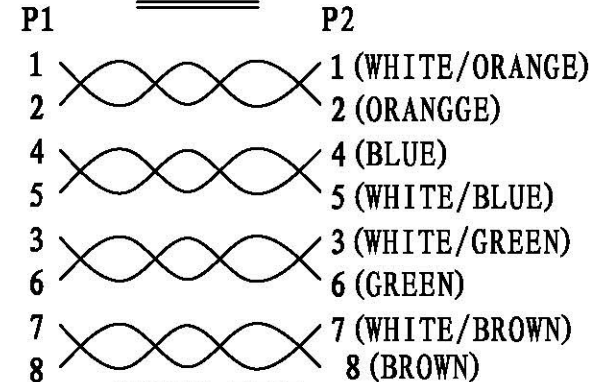


TABLE 1:

CAT	L ± T (mm)
CAT6	300 ± 50
CAT6	500 ± 50
CAT6	1000 ± 50
CAT6	1500 ± 50
CAT6	2000 ± 50
CAT6	3000 ± 50
CAT6	5000 ± 100
CAT6	7000 ± 100
CAT6	10000 ± 150
CAT6	15000 ± 200
CAT6	20000 ± 200
CAT6	30000 ± 300
CAT6	50000 ± 500



WIRE LIST:



COPPER SHELL ——— GROUND WIRE ——— COPPER SHELL

Electrical character:

- 1) 100% Open/short/Intermittent testing
- 2) Withstanding voltage: DC 300V AT 10ms.
- 3) Insulation resistance: 10M Ohm (min)
- 4) Residual operating current:
 - a. $1.M=0.5mA$; b. $1.0^{-2}.0M=1.0mA$;
 - c. $2.0^{-3}.0M=2.0mA$; d. $3.0^{-5}.0M=3.0mA$;
 - e. $5.0^{-10}M=5.0mA$; f. $10^{-15}M=7.0mA$;
- 5) Conductive resistance: 5ohm MAX
- 6) FLUKE CHANNEL PASS
- 7) Bending Radius : 45.5mm

NO.	PART NAME	SPCC DESCRIPTION	Material P/N	REMARK
3	Overmold	PVC 60Pa UL94V-0, (REACH)	/	A/R
2	Conn	GOLD PLATED 3U, ONE LAYER, PLUG HOLE DIA: 0.95MM, WHITE/TRANSPARENT PC PLUG WITH COPPER SHIELDED SHLL	/	2PCS
1	Cable	CAT6 F/UTP 7/0.15BC*4P*ML+D (1/0.254CCS)+AL+CENTRAL CROSSING+PVC	/	A/R

Mould number:	rotronic		Article No. /	
21.15.3000 ~ 21.15.3100	Name: CAT6 RJ45 8P8C M TO RJ45 8P8C M (F/UTP)		Date: 2014. 07. 17	Edition: A/0
	Customer code: /	Customer P/N: /	Scale: /	Unit: mm
	P/N:	File number:	Sheet: 1/3 A4	
	Approved by:	Checked by: /	Designed by: james	

